

Northwest Namibia Programme (October to December 2021)

Total programme area
30,000km²




Total known giraffe population




New calves observed this quarter **7**

New identified adult giraffe this quarter **2**

Individual giraffe spotted **255**



Distance travelled by GCF team
7,660 km



GCF Team Field Days
27

Total giraffe sightings **434**

Average giraffe herd size **4.8**

Percentage of giraffe population spotted **59%**

Students & community members trained
2



Total giraffe per river system	♀	♂	Juvenile	TOTAL
Hoanib River	69	67	10	146
Hoarusib River	67	80	6	153
Far North	50	68	12	130
TOTAL	186	215	28	429

Twiga Tracker in Namibia

Number of tracked giraffe **36**

Number of data points collected **65,459**

Largest home range **Heart 926.5 sqkm**


Smallest home range **Amy 13.8 sqkm**


Longest distance traveled **Lardy 839.8 .km**

Shortest distance traveled **Andrea 275.4 km**

Average distance traveled per month **596.8 km**

Average distance traveled per day **6.7 km**





Thank you to all donors and supporters!

