

Northwest Namibia Programme (April to June 2021)

Total programme area
30,000km²




Total known giraffe population




New calves observed this quarter **4**

New identified adult giraffe this quarter **0**

Individual giraffe spotted **144**



Distance travelled by GCF team
4,000km



GCF Team Field Days
16

Total giraffe sightings **183**

Average giraffe herd size **5**

Percentage of giraffe population spotted **30%**

Students & community members trained
12



Total giraffe per river system	♀	♂	Juvenile	TOTAL
Hoanib River	72	70	8	150
Hoarusib River	86	74	4	164
Far North	68	49	4	121
TOTAL	226	193	16	435

Twiga Tracker in Namibia

Number of tracked giraffe **25**

Number of data points collected **47,869**

Largest home range **Kim 790.1sqkm**

Smallest home range **Amy 12.6sqkm**

Longest distance traveled **Kim 843.km**

Shortest distance traveled **Marble 125.6km**

Average distance traveled per month **504.6km**

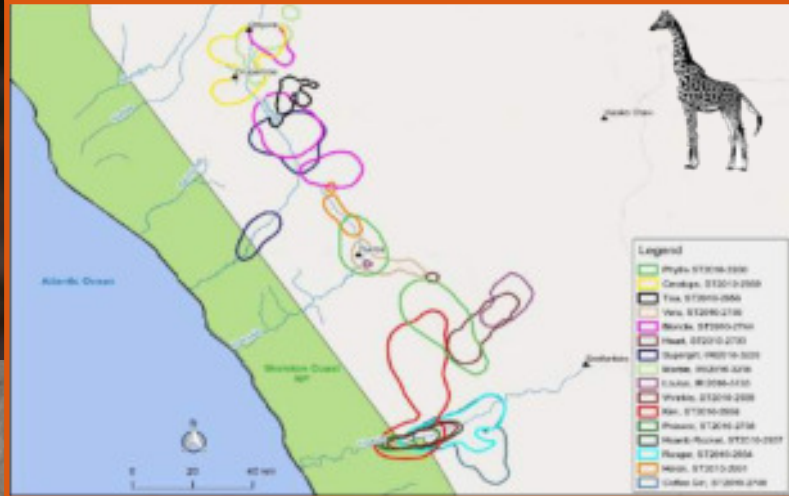
Average distance traveled per day **5.6km**




Long-term Giraffe Conservation Monitoring in Northwest Namibia



Home Ranges



Osteopagia (bone chewing)



Thank you to all donors and supporters!

